

Airline Fare Calculation Using Machine Learning Algorithms

S. Sadiya Fathima^{a)}, N. Rama Devi^{b)}, Bhumireddy Kiran Kumar Reddy^{c)}, Maddi Venkata Manoj, Nichenametla Tharun Kalyan, Ediga Chandra Shekar Goud, Singadi Sreedhar

Department Of Computer Science and Engineering-Data Science, Santhiram Engineering College, Nandyal, Andhra Pradesh, 518501, India.

^{a)}Corresponding author: sadia.cse@srecnandyal.edu.in,

^{b)}ramadevi.cse@srecnandyal.edu.in,

^{c)}20x51a3204@srecnandyal.edu.in.

Abstract: The rate of air price tag is suffering from many elements like distance of flight, time of buy, price of gasoline etc. Each carrier has its personal rules and methods for setting prices. Recent advances in artificial intelligence (AI) and device studying (ML) permit such rules and pricing fashions to absorb modifications. This paper proposes a brand new use of publicly available assets of aviation information: the Origin and Destination Airline Survey (DB1B) and the Air Carrier Statistics Database (T-a hundred). The proposed framework integrates two databases with macroeconomic statistics and uses system learning algorithms to version common quarterly ticket fees throughout exceptional primary organizations referred to as market segments. The panel achieves high predictive accuracy with a specific R-squared score of 0.869 at the take a look at records set.

Keywords: Artificial Intelligence (AI) and Machine Learning (ML), Prediction Model; Airfare Price; Pricing Models.

INTRODUCTION

The intention of this venture is to broaden an app that predicts flight fares Different airways use specific gadget learning methods. A consumer will get hold of this expected fee and with their assist user can reflect on consideration on price tag booking. Now that they are installed, the service can dramatically and notably change ticket costs. In any case, you get a seat inside the identical cabin at the same flight. Customers are trying to claim the bottom fares and airlines they try to maximize general revenue by way of preserving it as

affordable as feasible its gain. Airlines use numerous laptop structures to boom their efficiency. Providing revenue, call for and fee segmentation. Proposed this machine will help consumers save massive quantities of cash by way of proving ability to e book tickets on time. Price parameters calculus enter

- Airline
- Date of Tour
- Proof
- Target
- Departure Time
- Duration
- Total Range of Closures
- Weekdays/Weekends

Exploratory facts analysis can now be done on the records provided. We like finding relationships between hinges. Re gaining knowledge of system. This model has been advanced preserving the important thing points in mind.

OBJECTIVE

The important goal of the gadget is to examine the elements that decide flight costs using gadget mastering algorithms. Air price ticket charges change often and range broadly. Prices for the same flight can exchange within a matter of hours. Buyers want to enhance. Since the airline wants to maximize profits and profits, this is very fee effective.

RELATED WORK

Literature review is a very critical step in the software program improvement manner. Before developing the tool, it's miles basic to choose the time, monetary and energy parts of the association. At the point when those conditions are met, the going with step is to close which working contraption and contraption language may be used to grow the gadget. Exactly when programmers begin making a device, they need huge outside help. You can get this help from senior programs, books, or websites. The above factors are stored in mind whilst planning the objectives of the gadget earlier than building the gadget. Most agencies recall the development scope and behaviour a radical analysis of the whole lot crucial to work on the undertaking. For any reason, documentation study is the most outrageous principal piece of the item headway procedure. The parts, accommodating resource necessities, work supply, cash and characteristics of the affiliation are examined and separated before the equipment are evolved and included in the project. After checking these kinds of parameters absolutely and punctiliously, the resulting step is to close the specific of the item program on the intricate PC, in a state of harmony with which sort of working machine is expected for the point of view and all the vital software is needed. To circulate forward. Development of device and associated capabilities along with a level.

1. *A Statistics Analysis Application for Airline FDR (Flight Statistics Evaluate) Facts Safety Measures*

In this paper, we suggest to broaden records analytics to detect peculiar flight trends from massive amounts of FDR (flight statement statistics) to aid plane renovation operations. The underlying purpose for this improvement is if potential problems arise with mechanical additives of the aircraft all through flight, proof of these troubles may be delivered to the FDR statistics. Therefore, FDR records analysis allows detecting ability issues in flight earlier than they arise.

For this, information filtering, facts modelling and statistics transformation are accomplished constantly within the pre-processing level. Later in this evaluation, all time collection facts in FDR are classified into 3 kinds: continuous signals, discrete indicators, and alarm alerts. For each unique function, a multidimensional vector is selected because the organizing feature of the given time collection. In the feature extraction method, correlation evaluation, health relaxation and dimensionality reduction are carried out sequentially. Finally, k-nearest classifiers are used to unequivocally arrange FDR experiences wherein bizarre flight styles are recorded from a tremendous plan of FDR data. The proposed approach is reviewed the usage of realistic FDR estimations from the NASA public informational index.

2. *Huge Information Examination in Flight Web-based Entertainment: The Instance of South China Carriers on Weibo*

A version is proposed; (3) Use sentiment analysis to analyze the instance of China Southern Carriers on China Weibo and highlight Weibo users' attitudes toward China Southern Airlines. This look at additionally has realistic implications for the control of online entertainment stages. By consolidating a guest's online entertainment values and different records roughly their disconnected direct, a total explorer profile might be made.

3. *Large Information Examination in Carriers: Execution Assessment Using DEA*

The justification for this glance at is to degree the feasibility of flight making game plans and execution by using further developing the assessment procedure. The decided limits are gotten from past investigation. These limits are resolved the use of envelope assessment (DEA) methods to achieve execution pointers for every time of every single system. We battle finally, that the information analysis method is beneficial for aircraft

adoption and might discover declines in decided on aircraft overall performance ratings in 2017–2018.

EXISTING SYSTEM

From San Francisco Airport, John F. We used 126,412 observations of ticket charges on 2,271 exceptional flights to Kennedy Airport. These observations were made on a everyday basis. We observed a version that described the conduct of the information several days earlier than departure. Therefore, the mind-set of destiny air tourists will help them determine whether to shop for a ticket or no longer. This observe proposes 4 statistical regression models for air charges. And evaluate the degree of compliance. With this predictive version, passengers could make an informed decision whether to shop for a price ticket or wait some time.

Disadvantages of Existing System

- As the regression fashions improve, the accuracy decreases drastically.
- Top notch difficulty

PROPOSED SYSTEM

Its motive is to study the factors that decide the cost of flying. This statistics can be used to create a machine that predicts airfares. Predict tickets to heaven as given known device gaining knowledge of algorithms are used. The air ticket charge information set turned into accrued from Kaggle website and pre-processed i.e. Lacking values were eliminated. Feature selection is then finished to duplicate the expected flight factors, and then machine studying algorithms are carried out.

Benefits of Proposed Framework

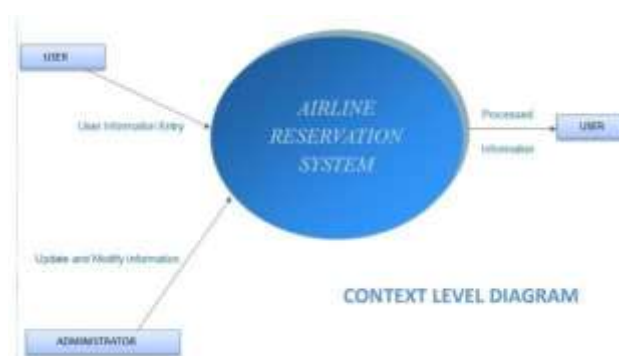
- Except if you have a top-notch carrier, you really want time.
- Expense reserve funds

BLOCK DIAGRAM

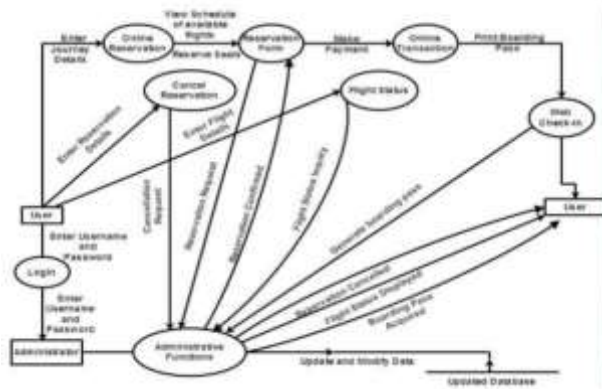


Data flow diagram

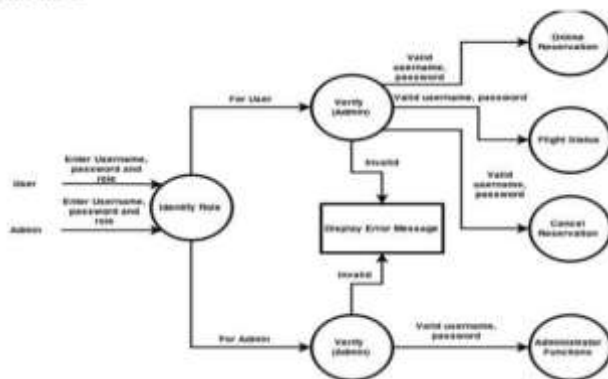
1. DFD is likewise called sky pocket outline. A direct graphical method can be utilized to strategy the machine fundamentally founded on contributing information squarely into a design, different systems of this data, and yielding data from this construction.
2. Structure Stream Chart (DFD) is one of the dominating occurrence instruments. Outlining the development of components is planned. These parts are the report frameworks, the insights utility cycle, the external thing that connects with the PC, and the float of records inside the PC.
3. A DFD shows how realities moves through a framework and how the country changes in view of changes moving. The gadget graphically shows the take the path of least resistance and progress of records, which is utilized as a sign change from order to yield.
4. DFD is normally known as air pocket shape. A DFD might be referred to as a system in any phase of conference. A DFD might be separated into steps related with the improvement of realities and valuable insights.



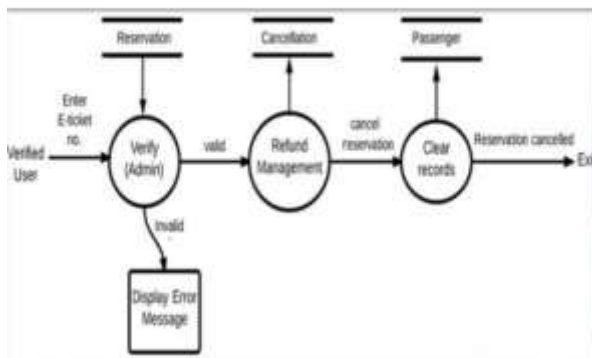
LEVEL-2



LEVEL -3



LEVEL-4



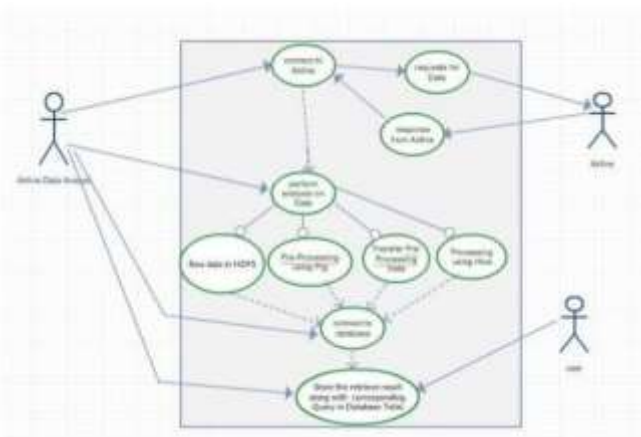
Use Case Diagram

There are three performers in our assignment beginning one is the airplane data analyst, second is transporter and the third one is the client. The occupation of the specialist is to connect with the airplane and a short time later make a Programming point of interaction which give the induction to the to eliminate the data from carrier. Directly following getting access from transporter using Programming point of interaction. we can eliminate the airplane data. A brief time frame later we will put the data into a succeed table and supplement it into HDFS later which the assessment one the

matter of some importance, starts by the inspector by

particular subject. The agent will come by the outcome by which the client will use the particular data.

Modules



Sequence Diagram

A Gathering chart is an association frame that shows how cycles work with one another and in what demand. There are four articles in our endeavour which are transporter data specialist, structure point of association, airplane and client. the connection, as a

making a Programming point of interaction for airplane data. the inspector interest for the overflow of transporter data and a short time later the entry ground by the airplane. As of now the occupation of airplane is finished here, after we will program the unrefined data into HDFS and a while later install into the succeed table than it will show the focus viewpoint on the data. By and by we are ready to fire the request and subsequently we get the particular data as our outcome and provide for the clients.

1. Facts specification
2. Data cleansing and guidance
3. Statistical evaluation
4. Predictive version
5. MG

1. Facts specification

Let's have a look at the 2009 CSV record for a quick have a look at the information a flexible dispensed dataset (RDD) is a Spark illustration of RAM is the quantity of records disbursed within the memory cluster. A lot of automobiles were given a spark in this session about 27 unnamed variables and plenty of null values. Match by grouping the dataset (2009-2015 statistics), I created three foremost Category- CSV files, i.e.: New Flights, Delayed Flights and a dirty plane. This is critical for debugging.

3. Statistical evaluation

The profile records subset contained sixty one, 556,964 profile flight information, overlaying a total of 7,605 US home flights, approximately 380 particular origins, and 378 particular locations. This records is distributed as transient tables within the Spark consultation for monitoring details.

From the given postpone subset, educate departure put off

Dataset for predicting whether an aircraft can be scrapped or no longer this is expressed in binary class class problem

2. Data cleansing and guidance

Initially there are 28 variables with the feature. After removal for unnamed columns, the ultimate 19 values are checked as non-existent (i.e.. Defined underneath). Additionally, columns containing most effective relevant records approximately the subject flight information, delays and information are stored.

Because the data is time touchy, it changed into tough to breed any values in the suggest or median of the user statistics, so we had to delete over 6+ million data to retain running. When the facts column is cleared, the yr. in its miles stored. Information used within the analysis.

Home Page

values have been negative, indicating that flights were approximately 3 , 1204,918 beforehand of schedule; This is about 50% of the statistics set. This manner 50% flight put off. In the cancellation subset, the cancellation column is specific statistics represented by 0 or 1 (clean and reversibly clean).

4. Predictive version

variable. Prepare information for system getting to know: Use String Indexer; One Hot Encoder and Vector Assembler replace our capabilities. Divide the given portion in a 70/30 test/teach ratio. Application of models: Logistic Regression, Decision Tree Classifier, Stochastic Forests and bushes improve slopes accurately examine all models to predict cancellations Predictive version

Proposed Algorithm

Decision Tree Classifier

Decision tree classifiers have specific variables and carry out nicely Capture non-linearity. From interest pyspark. ML. Classification is a Decision Tree Classifier It is important to signify the opportunity of each being imported predictive and model choices.

RESULT & DISCUSSION

We stuffed the software in several stages. We would really like to explain our results and speak the effects as follows. In the start, we researched to teach, feature improvement records, and dependent tests. We execute the predictive algorithms and examine the results the use of confusion matrix and ROC-AUC.

Data collection Page

Prediction Page





CONCLUSION

Criticism turns into part of our day by day life; whether you visit the market, buy something online or visit a eating place, we use reviews to make the proper selection first. Based on this, this examine investigated drug review sensitivity evaluation for constructing a recommendation system the use of specific kinds of device learning classifiers along with Logistic Regression, Perceptron, Multinomial Naive Bayes Classifier, Back Classifier, Stochastic gradient descent, LinearSVC Applied Arc of. , TF-IDF and classifiers like Decision Tree, Random Forest, LGPM and Cat Boost have been used for Word2Vec and manual approach. We evaluated them the usage of five distinct metrics: precision, recollect, rating, precision and AUC, which showed that Linear SVC in TF-IDF outperforms all other models with 93% accuracy. In comparison, the Word2Vec tree class scheme indicates poor overall performance, accomplishing most effective 78% accuracy. We acquired anticipated sensitivity values for every method: Arc for Perceptron (91%), TF-IDF for Linear SVC (93%), and Word2VEC for LGBM (91%),

and Manual for Random Forest (88%) and multiplied them. Using the range of normalized utility values to acquire a universal remedy score for this situation and increase a advice gadget.

FUTURE SCOPE

Airfare calculations are a non-stop improvement and Innovation in lots of areas. Machine Learning Computational Models Air ticket consists of ticket access Technological progress, ethics Cooperation in Aviation Industry.

REFEENCES

- [1] Bureau of Transportation Statistics. (2016). Airline On- Time Performance and Causes of Flight Delays. Retrieved from <https://catalog.data.gov/dataset/airline-on-time-performance-and-causes-of-flight-delays-on-time-data>
- [2] Deshpande, V., & Arikan, M. (2011). The Impact of Airline Flight Schedules on Flight Delays. Manufacturing & Service Operations Management, 14, 423-440. Retrieved from <https://pubsonline.informs.org/doi/10.1287/msom.1120.0379>
- [3] Mu, Y. (2019, August). Airline Delay and Cancellation Data, 2009 - 2018. Retrieved April 2020 from <https://www.kaggle.com/yuanwuwendymu/airline-delay-and-cancellation-data-2009-2018/data>
- [4] Chakrabarty, Navoneel, et al." Flight Arrival Delay Prediction Using Gradient Boosting Classifier." Emerging Technologies in Data Mining and Information Security. Springer, Singapore, 2019.651-659. Retrieve from https://www.researchgate.net/publication/327389509_Flight_Arrival_Delay_Prediction_Using_Gradient_Boosting_Classifier

- [5] Yi Ding "Predicting flight delay based on multiple linear regression", IOP Conference Series: Earth and Environmental Science. Retrieved from <https://iopscience.iop.org/article/10.1088/1755-1315/81/1/012198>
- [6] Belcastro, L. & Marozzo, Fabrizio & Talia, Domenico & Trunfio, Paolo. (2016). Using Scalable Data Mining for Predicting Flight Delays. ACM Transactions on Intelligent Systems and Technology. 8. 10.1145/2888402. Retrieved from <https://dl.acm.org/doi/10.1145/2888402>