

# Vehicle Number Plate Detection Using Image Processing

Mr.B.Venkatesh<sup>1</sup>,M.Harshavardhan<sup>2</sup>,D.hajivali<sup>3</sup>,R.AbdulNayeem<sup>4</sup>,C.Ramu<sup>5</sup>,K.Srikanth<sup>6</sup>.

<sup>1</sup>Assistant professor,ECE Dept,St.Johns college of Engg.&Tech.,Yemmiganur,Kurnool(Dist),518360,India

<sup>2</sup>student,,ECE Dept,St.Johns college of Engg.&Tech.,Yemmiganur,Kurnool(Dist),518360,India

<sup>3</sup>student,,ECE Dept,St.Johns college of Engg.&Tech.,Yemmiganur,Kurnool(Dist),518360,India

<sup>4</sup> student,,ECE Dept,St.Johns college of Engg.&Tech.,Yemmiganur,Kurnool(Dist),518360,India

<sup>5</sup>student,,ECE Dept,St.Johns college of Engg.&Tech.,Yemmiganur,Kurnool(Dist),518360,India

<sup>6</sup>student,,ECE Dept,St.Johns college of Engg.&Tech.,Yemmiganur,Kurnool(Dist),518360,India.

**Abstract:**Vehicle number plate recognition is the most exciting and challenging research topic from past few years. Number plates are of different shape, size and also have different color in different countries. In India the most common vehicle number plate used have yellow or white as background and black as foreground colour. In this paper we proposed a system for localization of number plate for vehicles in India and segmented the numbers as to identify each number separately. We generally focus on two steps; one is to locate the number plate and second is to segment all the number and letters to identify each number separately. The project is developed using MATLAB7.4.0.

**Keywords**—Number plate localization, Morphological operation, Character segmentation, Thresholding, Edge detection.

## 1. INTRODUCTION

Vehicle Number Plate Identification (VNPI) is a part of digital image processing which is generally used in vehicle transportation system to categorize the vehicle. Number plate recognition systems are having varieties of application such as traffic maintenances, tracing stolen cars, automatic electronic Toll collection system etc. But the main aim is to control the traffic management system. In India the traffic management system is developing day by day. In India, the number plate containing white background with black foreground color is used for private cars and for the commercial vehicles yellow is used as background and black as foreground color. The number plate starts with two digit letter “state code” followed by two digit numeral, followed by single letter after those four

following digits as the below figure1.1.



Figure 1.1-sample of number plate.

In figure 1.1, 1 indicates the Country code, 2 indicates the state code, and 3 indicates the district code, 4 indicates the type of vehicle and 5 indicates the actual registration number. Locating the number plate is very stimulating work in the field of image processing. The whole system mainly consists of two stages. First to identify the position of the number plate from the particular vehicle and second segmentation of all the numbers and letters of the number plate. The identification task is interesting because of the nature of the light. The position error will increase if the color of the number plate is related to the background. Noise on the number plate can sometimes cause error and low accuracy. There are some limitations that lead to failure in most practical applications due to the diversity of the number plate characteristics and the intricacy of the natural environment like rain, snow, for etc. we anticipated a method mainly based on edge detection and morphological operation and decrease the noise using mid-filtering noise removal method.

## 2. RELATED WORK

Many plate detection, segmentation algorithm have been proposed to implement VNPI system. Number plate detection algorithm is mainly categorized into three classes: edge-based, color based and texture based. License plate location algorithm based on edge Detection and morphology are describe to locate the

number plate, first identify whether any noise is present in the plate. Several segmentation and recognition methods are used for number plate segmentation. More correct and effective segmentation of number plate will produce virtuous and more efficient recognition. Based on the above mentioned technique, many number plate localization algorithms have been established an upgraded and efficient approach is recognized with high detection rate based on sobel edge detection and morphological operation.

**3. ROPOSED METHOD**

Number plate is a pattern with very high disparities of contrast. If the number plate is very similar to background it's challenging to identify the location. Illumination and contrast is changes as light fall changes to it.the morphological operations are used to eliminate the contrast feature within the plate.

The work is distributed into several parts:

1. Input raw image
2. Image binarization
3. Reduce noise using mid-filtering method
4. Enhance contrast using histogram equalizer
5. Plate localization.
- 6.Character segmentation

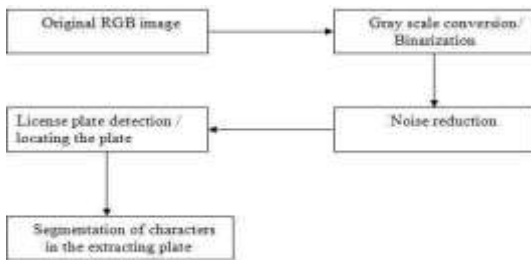


Figure 3.1 shows the basic step diagram of our proposed method.

Input raw image

Input the image that is taken from the car



Figure:3.1.1- input car image

**Gray scale conversion**

From the input RGB image it has to be convert to gray scale and the 8-bit gray value is intended.

**Noise reduction**

We used median filtering method to reduce the paper and salt noise. We have used 3x 3 masks to get eight neighbors of a pixel and their consistent gray value.

Contrast enhancement using histogram equalization.

Using histogram equalization method the difference of each image is being enhanced. The function used to improvement that is  $J = \text{histeq}(k)$ ; histeq enhances the contrast of the images by converting the values in an intensity image. When image pixel intensity of 8-neighbourh connectivity, we supply a preferred histogram, histeq chooses the grayscale conversion  $T$  to minimize

$$| c_1 (T (k)) - c_0 (k) |$$

In below we state the change of histogram from original image and after smearing the contrast enhancement using histogram equalization.

### Plate localization

The basic step in recognition of vehicle number plate is to detect the plate size. In general number plates are rectangular in shape. Hence we have to identify the edges of the rectangular plate. Mathematical morphology will be used to detect that region. Sobel edge detector we used to high light regions with a high edge magnitude and high edge alteration are identified. Depending upon the threshold value edge will be detected from the input image. Figure 2.3 shows the input image before applying Sobel edge detection algorithm and figure 2.4 shows after applying the Sobel edge detection method.



Figure: 3.5.1- Grayscale image after image enhancing



Figure: 3.5.2-After applying Sobel edge detection method

After edge detection eliminates all connected

components that have lower than (eight pixel in our method) pixels. Thus it will produce another binary image.





Figure:3.5.3-After removing lower pixels.

Matlab toolbox function deliver a function `imfill(BW,"holes")` that fills holes in the binarized image called BW. The set of background pixels are known as hole that cannot be reached by filling the background from the edge of the image. Figure 2.5 shows after remove lower pixels connected components fills the holes



Figure: 3.5.4-After filling the holes

Using flood fill algorithm we fill the hole to trace



the plate region. Now neglecting the lower pixel components to gets the actual plate.

Figure:3.5.5-image after removing components with connectivity less than 1000 pixel

Using Matlab toolbox function `bwareaopen()` that stipulates the expected connectivity. All components connectivity lower than 1000 pixel are removed to

get the actual location of the number plate. We output the four vertexes coordinates of the last selected region after morphological filtering and extract the number plate .



Figure: 3.5.6- License plate before crop

The final positioning of the number plate after cropping.



Figure: 3.5.7- The final number plate after the cropping.

#### Character Segmentation

Matlab toolbox function delivers a function called regionprops. It measures a set of properties for each labeled region in the label matrix. We use boundingbox to measure the properties of the image region. After labeling the connecting components, the region will be removing from the input image.



Figure 3.6.1- Segmentation of characters

#### 4. EXPERIMENTAL RESULTS

We have run our proposed method on desktop computer Several vehicle images are taken using 1.3 mega pixel camera as well as 12 mega pixel



cameras. In the experiments, we test our proposed method on the different type car image to identify the location exactly.

Fig: 4.1-Proper light on cropping



Fig 4.2-Successful number plate.



Figure: 4.3-Problem in distinguishing the actual plate position due to light.

#### 5. CONCLUSION AND FUTURE WORKS

An efficient less time consuming vehicle number plate detection method is projected which performed on multifaceted image. By using, Sobel edge detection method here detects edges and fills the holes less than 8 pixels only. To removing the license plate we remove connected components less than 1000 pixels. Our anticipated algorithm is mainly based on Indian automobile number plate system. Extraction of number plate accuracy may be increased for low ambient light image

**REFERENCES**

- [1] Deniing Jiang, Tulu Muluneh Mekonnen, Tiruneth Embiale, Ashenafi Gebrehiwot "Car Plate Recognition System" in Fifth international conference on Intelligent Networks and Intelligent Systems, IEEE, 978-0-7695-4855-5/12 2012.
- [2] Huili Han, Runping Han "Method of License plate Location Based on Edge Detection and Color Information", IEEE, 978-1-4577-1701-7/11, 2011, pp1477-1480.
- [3] Ch. Jaya Lakshmi, DrA.Jhansi Rani, Dr. K. Sri Ramakrishna, M.Lantikiran, V.R. Siddhartha,"A novel Approach for Indian License Plate Recognition System", IJAEST, Vol 2 Issue I, 2011, pp 010-014.
- [4] ShokriGendy, Clifton L.Smith, Stefan Lachowicz, "Automatic Car registration Plate Using Fast Hough Transform", IEEE, 0-7803-3913-4-9/97,1997, pp 209-218